




26 APRIL 2020

Whānau Direct - Whānau Direct provides an investment in essential resources of up to \$1,000. On average, 139 applications were processed per day with the most common items being kai (46%), firewood (7%), electricity arrears (5%), rent arrears (4%), heating appliances (3%) and laptops/computer essentials (3%).

Whānau Ora Packs - Almost 70,000 hygiene and sanitation packs have been distributed. Many of our partners continue to enhance packs with additional resources, such as non-perishable kai, and some are looking to add winter clothes and blankets in the future.





Kaiārahi - Kaiārahi continue to support whānau to ensure they have the essential resources they need. For many whānau, our kaiārahi have been the only support network they have had access to during the lockdown period. Whānau have acknowledged our Whānau Ora workforce as beacons of light and hope as we all respond to COVID-19.

	Last 7 days	Investment	From 30 Mar	Investment
 Whānau supported	37,059	\$2,960,083	69,744	\$7,306,672
 Whānau Direct applications paid	696	\$294,307	1,911	\$768,777
 Whānau Ora packs distributed	33,855	\$2,031,300	68,400	\$4,104,000





Our Whānau Ora network includes **16** lead partners and **80** local partners with over **350** FTE that continue to support whānau across Te Ika-a-Māui.

Regional breakdown of whānau support - Cumulative from 30 March 2020:





Te Tai Tokerau

 12,471	 373
 \$1,304,937	 12,436





Tāmaki Makaurau

 8,078	 258
 \$972,025	 7,732





Hauraki-Waikato

 13,065	 126
 \$1,265,953	 13,512





Wairariki

 11,093	 601
 \$1,207,748	 9,844





Ikaroa-Rāwhiti

 15,972	 311
 \$1,523,948	 15,932

Te Tai Hauāuru

 9,065	 242
 \$1,032,061	 8,944



 10,847 Total whānau members	 53% Whānau members < 18 years	 89% Income of \$40,000 or less	 83% NZDep2013 High Deprivation
 3.1 Average per household	 6% Whānau members > 60 years	 78% Not in employment	 13% More than 6 in household

The above statistics are based on whānau assessed through Whānau Direct from 1 July 2019 (3,530 whānau)