

THE KAIĀRAHI PROGRAMME

2017-2018



Te Pou Matakana
COMMISSIONING AGENCY

The Kaiārahi programme engaged 5,402 whānau across Te Ika a Māui. The programme supported 97% of these engaged whānau to develop plans, set goals and achieve some of their intended short-term outcomes during the 2017/18 financial year (1st July 2017 to 30th June 2018). This infographic provides a brief summary of the outcome domains and areas where whānau were supported by their Kaiārahi to achieve outcomes across Te Ika a Māui (North Island) and within each of the six Te Pou Matakana regions (Te Tai Tokerau, Tāmaki Makaurau, Hauraki-Waikato, Waiariki, Te Tai Hauāuru and Ikaroa-Rāwhiti).

TE IKA A MĀUI
(NORTH ISLAND)

SIX
REGIONS

5,402 Whānau Engaged
5,575 Outcomes Achieved

- **TE TAI TOKERAU**
Engaged: 1,021 | 429 Outcomes
- **TĀMAKI MAKAUURAU**
Engaged: 848 | 496 Outcomes
- **HAURAKI-WAIKATO**
Engaged: 1,053 | 3066 Outcomes
- **WAIARIKI**
Engaged: 888 | 677 Outcomes
- **TE TAI HAUĀURU**
Engaged: 701 | 238 Outcomes
- **IKAROA-RĀWHITI**
Engaged: 891 | 669 Outcomes



DEMOGRAPHICS OF WHĀNAU MEMBERS

43%
17 years
and under

57%
Female

85%
Māori

5%
Pākehā

5%
Pacific

OUTCOME DOMAINS

Whānau
Standards of
Living

Whānau
Health

Whānau
Knowledge

Whānau
Participation
in the
Community

Whānau
Relationships

Whānau
Engagement
in Te Ao
Māori



31%



26%



20%



13%



5%



6%

TOP 5 WHĀNAU OUTCOME AREAS

- Physical or personal health (12%)
- Housing standards including household maintenance (11%)
- Knowledge or skills through education or training (9%)
- Access to community resources (7%)
- Basic household items, amenities and clothing (6%)

The following illustrates the achievement of outcomes for each region by outcome domain and the top 5 whānau outcomes areas.

Whānau Standards of Living



Whānau Health



Whānau Participation in the Community



Whānau Knowledge




Whānau Relationships



Whānau Engagement in Te Ao Māori



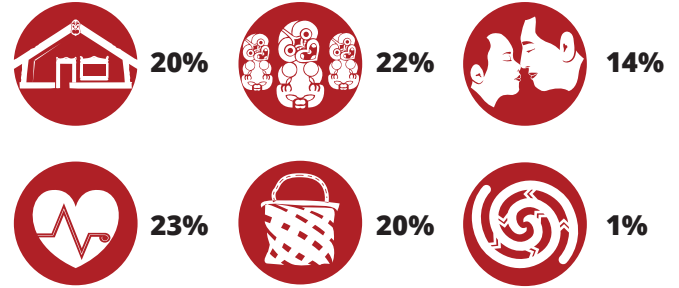
TE TAI TOKERAU



TOP WHĀNAU OUTCOME AREAS

- Housing standards including household maintenance (14%)
- Physical or personal health (13%)
- Whānau or household income (12%)
- Knowledge or skills through education or training (11%)
- Connections to community networks (8%)


TĀMAKI MAKAURAU



TOP WHĀNAU OUTCOME AREAS

- Access to community resources (17%)
- Knowledge or skills through education or training (11%)
- Housing standards including household maintenance (10%)
- Parenting knowledge and skills (10%)
- Whānau or social health (10%)


HAURAKI-WAIKATO



TOP WHĀNAU OUTCOME AREAS

- Physical or personal health (14%)
- Housing standards including household maintenance (11%)
- Knowledge or skills through education or training (6%)
- Financial literacy and budgeting skills (6%)
- Basic household items, amenities and clothing (6%)


WAIARIKI



TOP WHĀNAU OUTCOME AREAS

- Knowledge or skills through education or training (15%)
- Physical or personal health (10%)
- Access to community resources (9%)
- Housing standards including household maintenance (8%)
- Connections to community networks (5%)

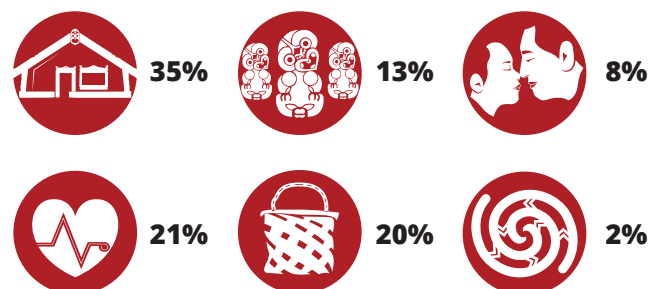
TE TAI HAUĀURU



TOP WHĀNAU OUTCOME AREAS

- Knowledge or skills through education or training (12%)
- Physical or personal health (11%)
- Whānau or social health (10%)
- Connections to community networks (9%)
- Whānau employment (7%)

IKAROA-RĀWHITI



TOP WHĀNAU OUTCOME AREAS

- Knowledge or skills through education or training (12%)
- Housing standards including household maintenance (10%)
- Physical or personal health (9%)
- Basic household items, amenities and clothing (8%)
- Access to community resources (6%)